

EDLF - 48200 (48V 200Ah)

PART NUMBERS

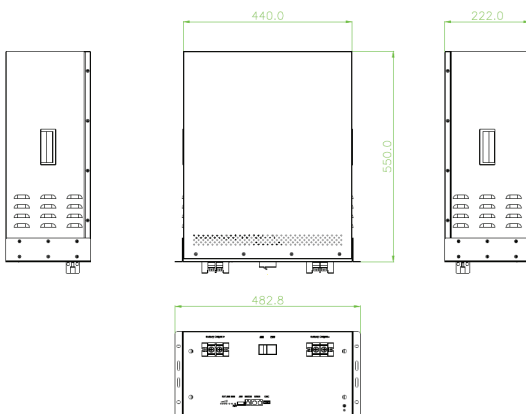
Description	Part No.
Lithium Iron Phosphate (LifePO4) Battery	LB-48200



FETURE OF LIFEPO4 BATTERY

- **Longer Cycle Life:** Offers up to 10 times longer cycle life and five times longer float/calendar life than lead acid battery, helping ti minimize replacement cost and reduce total cost of ownership.
- **Lighter Weight:** About 40% of the weight of a comparable lead acid battery. A'drop in' replacement for lead acid batteries.
- **Higher Power:** Delivers twice power of lead acid battery, even high discharge rate, while maintaining high energy capacity.
- **Wider Temperature Range:** - 20-60°C.
- **Superior Safety:** Lithium Iron Phosphate chemistry eliminates the risk of explosion or combustion due to high impact, overcharging or short circuit situation

PHYSICAL DIMENSION (MM)



APPLICATION

- Indoor/outdoor telecom base stations ETC.
- UPS.
- Household energy storage system.
- Smart transportation backup power supply.

PRODUCT CLASSIFICATION

Country Of Origin	Jordan
Portfolio	TechLine

PRODUCT SPECIFICATIONS

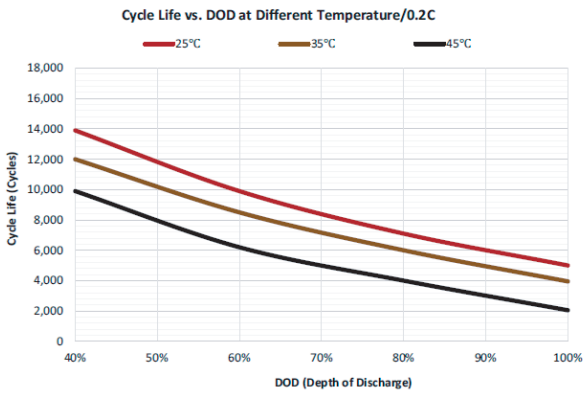
Lithium Iron Phosphate (LifePO4) Battery

PRODUCT SPECIFICATIONS		
Electrical Characteristics	Nominal Voltage	48.0V
	Nominal Capacity	200Ah
	Nominal Energy	9600W
	Combination Method	15S1 P
	Cycle Life	>=3000 cycles @80%DOD @35°C
	Months Self Discharge	3%/M
	Efficiency of Charge	>= 97%
	Efficiency of Discharge	>= 98%
Standard Charge	Recommended Charging Voltage	54.0V
	Recommended Charging Current	40A
	Max. Charging Voltage	54.75V
	Max. Charging Current	100A
Standard Discharge	Recommended Discharging Current	100A
	Max. Pulse Current	200A
	Discharge Cut-off Voltage	41.0V
Environmental	Charge Temperature	0°C~60°C
	Discharge Temperature	-20°C~60°C
	Storage Temperature	-5°C~45°C
Other	IP Class	IP 30
	Case	Metal
	Dimensions (W)x(H)x(D) (mm)	442*222*550mm
	Weight (kg)	81 kg
	optional	Anti-theft function

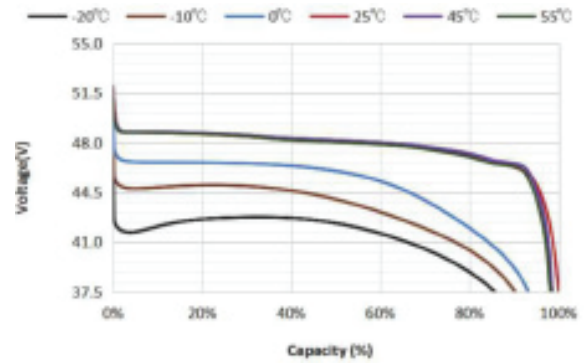
PRODUCT SPECIFICATIONS

Lithium Iron Phosphate (LifePO4) Battery

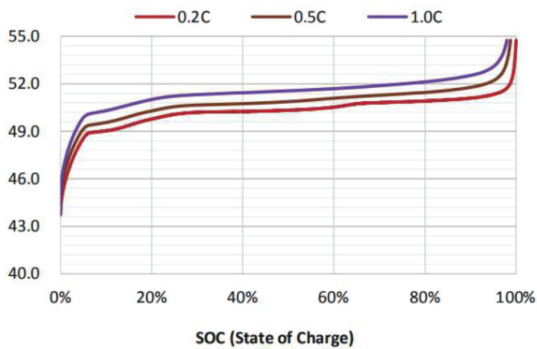
Cycle life vs. DOD at different temperature



Discharge curve at different temperature



Charge curve with different current rate@25°C



Discharge curve with different current @ 25°C

