


PP-FTM FA Series Fiber Optic Enclosure are offered patch panel which are with high quality & mountable on 19" or 21" Standard frame for termination/Distribution of fibers in optical fiber networks including FTTX networks. Our PP-FTM FA Series is Interface point between termination of outside plant (OSP) /Feeder Cables and Fiber optic Transmission Equipment. FA series PP-FTM Enclosures are applicable to be installed as Indoor / in building premises (Mounted inside Fiber distribution Frames (FDF) / ETSI Racks or in Racks / cabinets with standard mounting angles) and facilitates combination of three functions Optical Splicing, Management, and Distribution/Termination.



## Description:

- ▶ Slide with rail Type for ease of work and handling of fiber connections. (Upto 2U height).
- ▶ Stylish and innovative design that can serve the need for today's advanced networks and settings.
- ▶ Splice trays, facilitating network technicians to perform easy fiber splicing, termination and management
- ▶ High Quality Polycarbonate molded Plastic Parts and Galvanized Powder Coated Steel Sheets for metal Parts.
- ▶ Splice trays are easily removable for ease of operation and up gradation.
- ▶ Multiple mounting bracket position for 19" and 21" rack and cabinet installation.
- ▶ Available for LC, SC ,FC & ST adapters (PC & APC Polishing).
- ▶ UL Approved ( Complies to IEC 60068 )



## Recommended Application:

- ▶ Telecom Rooms
- ▶ Data Centers
- ▶ Entrance facility
- ▶ Racks, Cabinets & FDFs



## Optical Characteristics:

### Single-Mode PP-FTM

#### Parameters

Optical Wavelength  
 Insertion Loss  
 Return Loss  
 Operating Temperature  
 Pigtail Standard  
 Connector /Adapter Standard

#### Specifications

1260 nm to 1650 nm (Typical: 0.20dB )  
 Maximum 0.30 dB  
 Min. 50 dB for PC type Adapters , Min. 60 dB for APC type Adapters  
 - 10°C to + 60°C  
 SM (G.652-D, G.656 & G.657A)  
 Telcordia, EIA / TIA and IEC Compliance

### Multi-Mode PP-FTM


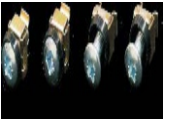






#### Parameters

Optical Wavelength  
 Insertion Loss  
 Return Loss  
 Operating Temperature  
 Pigtail Standard  
 Connector /Adapter Standard

#### Specifications

850 nm to 1300 nm  
 Maximum 0.30 dB (Typical: 0.20dB)  
 Minimum 20 dB for PC type Adapters  
 - 10°C to + 60°C  
 MM (OM1 /OM2 /OM3 and OM4)  
 Telc ordia, EIA / TIA and IEC Compliance

## Accessories :

Fiber Splice Tray	Cage Nuts	FRP Holder	Cable Ties
			
Cable Clamp	Earthing Wire	Splice Sleeve 60mm	FRP Holder (optional)
			

**Product Categorization:**

No. Of Connections	Height ( U )	Dimensions		Connector Type
		Width	Depth	
<b>6</b>	<b>1U</b>	19 / "21 "	210mm	LC (Dx)
<b>6</b>	<b>1U</b>	19 / "21 "	210mm	SC ,FC or ST (Sx)
<b>12</b>	<b>1U</b>	19 / "21 "	210mm	LC (Dx)
<b>12</b>	<b>1U</b>	19 / "21 "	210mm	SC ,FC or ST (Sx)
<b>24</b>	<b>1U</b>	19 / "21 "	210mm	LC (Dx)
<b>24</b>	<b>1U</b>	19 / "21 "	210mm	SC ,FC or ST (Sx)
<b>48</b>	<b>1U</b>	19 / "21 "	210mm	LC (Dx)
<b>48</b>	<b>2U</b>	19 / "21 "	210mm	SC ,FC or ST (Sx)
<b>96</b>	<b>3U</b>	19 / "21 "	210mm	LC (Dx)
<b>96</b>	<b>4U</b>	19 / "21 "	210mm	SC ,FC or ST (Sx)

**Product Drawings:**

